

Limit switch board • up to 12.1997

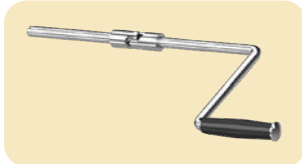


Designation	Part no.
Limit switch board, duplex with terminals 6 micro	40009596

Emergency manual operator, with mounting accessories

Enquire. in the case of: motors with a fan and cover or ELEKTROMATEN with built on brake, ATEX

NHK "Hand Crank" • from 1995 onwards



Designation		Part no.
Hand crank switch	Ø 10 mm	20002862.00001
	Ø 12 mm	20002862.00011
Hand crank NHK	Ø 10 mm	30002591
	Ø 12 mm	30002749
Hand crank with knuckle joint NHKK	Ø 10 mm	30002715
	Ø 12 mm	30002750

SK "Rapid hand chain operator" • up to 04.2002



Designation	Part no.
Rapid hand chain operator SK (Hand chain 4 m, 0.5 m engaging and disengaging cord)	30004272.00004

KNH "Hand chain operator" • from 1997 onwards



Designation	Part no.
KNH25 KNH60 (replacement for KNH50) Hand chain 4 m, 0.5 m engaging and disengaging cord	20002862.00032 20002862.00042

Spare parts and analysis tools

Door controls

Service case

The GfA service case allows the efficient and cost-effective fault analysis on site.

Designation	Description	Part no.
Service case	Documentation -de- -en- -nl-	20004007.00001
Content → 1	Documentation -fr- -es- -it-	20004007.00002
	Documentation -ru- -pl- -cs-	20004007.00003



No.	Designation	No.	Designation
1.	Case	A	10. Rubber profile OSE 0.2 m
2.	GfA-Stick	B	11. Connection cable 6.5 m for OSE
3.	Voltcraft digital multimeter	C	12. Rectifier EGR II
4.	Door control TS 971 (for hard wiring)	D	13. Resistor 8k2
5.	WSD door module with battery	E	14. Operating and installation instructions
6.	Spiral cable with junction box	F	(e.g. for TS 970, TS 971, WSD)
7.	Digital limit switch DES 4	G	15. Additional documents for
8.	Universele OSE-set 0.5 m	H	structured fault diagnostics
9.	OSE tester	I	
		J	
		K	




Door controls • up to year 2006



Designation	Description	Part no.
Keypad TS 910/TS 912/TS 913	1 For door controls up to year 2000	40010409
Keypad TS 955/TS 960/TS 961/TS 970	2 For door controls up to year 2005	40012783

Reversing contactor control WS 900



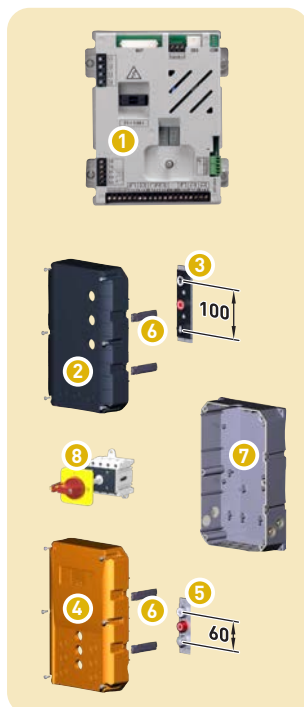
Designation	Description	Part no.
Top section of housing WS	1 With screws	30003375
Bottom section of housing WS	2	30005388
Reversing contactor board	3 2 reversing contactors; control voltage: 24 V	30004039 ¹⁾
Reversing contactor board	3 3 reversing contactors; control voltage: 24 V	30004229
Connection cable 0.8 m	4 With connection plug for ELEKTROMATEN	30004717.00080

■ 1) Discontinued part

Spare parts

Door controls (TS-A housing)

Door controls: TS 956 / TS 958 / TS 961 / TS 970 • up to year 2013 / TS 981



Designation	Description	Part no.
TS 981 board	① Within cover	30004613
Housing TS-A1 cpl.	②+③+⑥+⑦ Top section with screws, keyboard, hinges, bottom section	20002984.00001
Housing TS-A2 cpl. "orange"	④+⑤+⑥+⑦ Top section with screws, keyboard, hinges, bottom section	20002984.10002
Top section of housing TS-A1 cpl.	②+③+⑥ Top section with screws, keyboard, hinges	20002985.00001
Top section of housing TS-A2 cpl. "orange"	④+⑤+⑥ Top section with screws, keyboard, hinges	20002985.10002
Keyboard for TS-A1	③ With mounting material	30004638
Keyboard for TS-A2 "orange"	⑤ With mounting material	30005064
Hinge TS-A	⑥ 2 pc	30004632
Bottom section of housing TS-A	⑦	40014770
Mains switch	⑧ For TS 956, TS 958, TS 961, TS 970; 4-pole	40015183

Door control: TS 981-XL



Designation	Description	Part no.
Mounting kit for housing XL	① 4 pc	40017128
Membrane push button for TS-A	② With viewing window	40016547
Hinge	③ 2 pc	30005828
Housing XL for TS-A	③+④+⑤ Consists of: Hinge, cover, bottom section with mounting plate and 3 DIN mounting rails	30005246
TS 981 board	⑥ Within cover	30004613
Mains switch for housing XL	⑦ 4-pole	40015183
Housing XL for TS-A with mains switch, complete	①+②+③+④+⑤+⑦ Consists of: Mounting kit for housing XL, Membrane push button for TS-A, Housing XL for TS-A, mains switch for housing XL	20002984.20006
Lock for padlock	⑧ 2 pc (without padlock)	40019408

Spare parts

Door controls (TS-B housing)

Door controls: TS 959 / TS 970 / TS 971 • from year 2012



Designation		Description	Part no.
TS 959 board	1	Within cover incl. keyboard	30005241.00001
TS 970 board		Within cover incl. keyboard	30005273.00001
TS 971 board (350 mA)		Within cover incl. keyboard	30005070.00001
TS 971 board (1000 mA)		Within cover incl. keyboard	30005070.00012
Bottom section of housing TS-B - for TS 959 / TS 970 - for TS 971	2	For installation of the TS-board	40019859 40019858
Cover kit TS-B1	3+4+6	Consists of: small cover, large cover	30005192.00001
Cover kit TS-B1 for mains switch	3+5+6	Consists of: small cover, large cover, prepared for mains switch	30005192.00006
Spacer foot TS-B	6	4 pc	40016530

Door controls: TS 970-XL / TS 971-XL • from year 2012



Designation		Description	Part no.
Mounting kit for housing XL	1	4 pc	40017128
Membrane push button for TS-B	2	With viewing window	30005408
Hinge	3	2 pc	30005828
Top section of housing XL for TS-B	2+3+4	Consists of: Membrane push button for TS-B, hinge, cover	30005827.00001
Housing XL for TS-B	3+4+5	Consists of: Hinge, cover, bottom section with mounting plate and 3 DIN mounting rails	30005126
TS 970 board	6	Within cover incl. keyboard	30005273.00001
TS 971 board (350 mA)		Within cover incl. keyboard	30005070.00001
TS 971 board (1000 mA)		Within cover incl. keyboard	30005070.00012
Mounting adapter TS-B TS 970	7	For installation of the TS-board	40019862
Mounting adapter TS-B TS 971		For installation of the TS-board	40019861
Connection kit, when hardwired	8+9	Consists of: Mains supply terminal and slide gland	30005132.00001
TS 970 for control enclosure installation		(350 mA)	30005405
TS 971 for control enclosure installation		Consists of: Board, mounting adapter TS-B, mains supply terminal	30005406
Mains switch for housing XL	10	4-pole	40015183
Housing XL for TS-B with mains switch, complete	1+2+3+ 4+5+7+ 10	Consists of: Mounting kit for housing XL, Membrane push button for TS-B, Housing XL for TS-B, Mounting adapter TS-B, mains switch for housing XL	20002984.20005
Lock for padlock	11	2 pc (without padlock)	40019408